

DISTINCTION

THE GLASS COLLECTION





C O N T E N T S

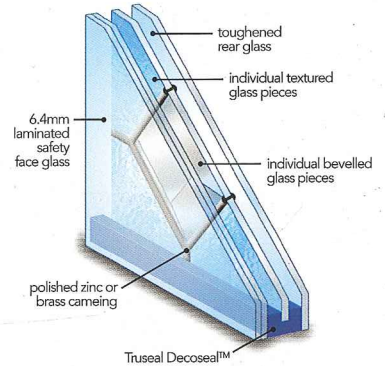

Andaman Range	Pages 4 & 5
Clarity Range	Pages 6 & 7
Aegean Range	Pages 8 & 9
Abstract Range	Pages 10 & 11
Mediterranean Range	Pages 12 & 13
Murano Range	Pages 14 & 15
English Rose Range	Pages 16 & 17
Mackintosh Range	Pages 18 & 19
Crystal Star Range	Pages 20 & 21
Caspian Range	Pages 22 & 23
Barent Range	Pages 24 & 25
Glass Range Summary	Page 26
Sidelights & Glass Options	Page 27

The colours of the doors shown in this brochure are for guidance only and may vary owing to the limitations of the photographic, reproduction and printing processes.

INTRODUCTION

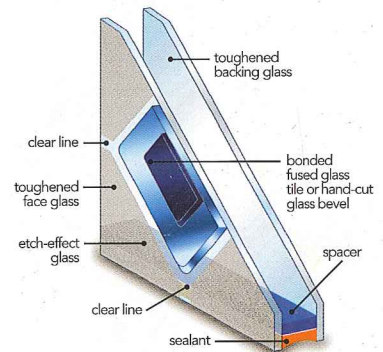
Triple Glazed Zinc/Brass Art Range

Our range of Triple Glazed design options are constructed using hand-cut bevels and beautifully textured glass pieces, which are then assembled using traditional stained glass methods into Zinc or Brass comes. The decorative glass is then encapsulated between two pieces of tempered safety glass to give excellent thermal and sound insulation with the added benefit of an easy to clean smooth surface. We offer 4 design options in this range varying from the traditional and simple design of Clarity through the more modern designs of the Andaman and Aegean ranges to the truly contemporary design of Abstract.



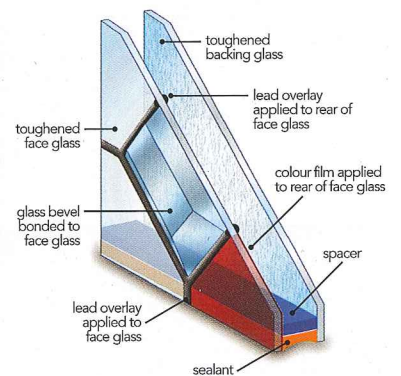

Etch Effect Crystal & Fusion Art Range

Our range of Etch Effect designs combine a simple etched glass effect with either traditional hand cut glass bevelled glass or truly stunning fused glass elements. These are bonded to the surface to provide a 3-dimensional effect that can not only be seen, but felt. These ranges use the finest materials and the most up-to-date techniques to produce designs that are simple, yet refract light beautifully, to create a focal point to your entranceway. We offer bevelled glass with the Mediterranean range and modern fused glass with the Murano range.



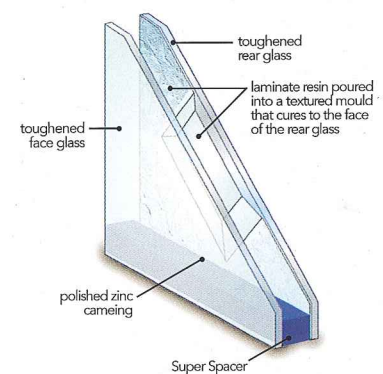
Overlay Art Range

Our range of Overlay designs incorporate genuine lead strips, hand made coloured effect films and hand-crafted bevelled glass to create 21st century decorative glass. All the decorative elements are on the outer pane of tempered safety glass and you can choose from a wide range of Pilkington texture glass options for the inner pane to give varying levels of privacy. With this technique it is also possible to create matching toplights and sidelights. Our Overlay range includes the traditional English Rose design, a stunning bevelled Mackintosh inspired design and the simple yet effective Crystal Star and Caspian designs.




Ornate Bevel Range

Our Ornate bevel design, the Barent Range, utilises modern resin bevel technology which is both elegant and eye-catching. With privacy afforded by the stippled glass effect background and stunning light refraction, with reflection from the bevelled glass effect design, this range offers a striking option for any entrance way. This is modern glass technology at its best.



TRIPLE GLAZED ZINC/BRASS ART RANGE


Andaman



Elegance



Classical




Eclat

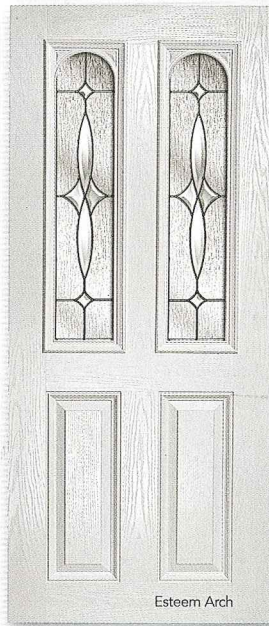
DOORS OF DISTINCTION



Elegance Arch




Esteem




Esteem Arch




Esteem Eyebrow



Vogue




Eminence



The Andaman range is a family of elegant designs matching our 12 glazing cassettes constructed in triple glazed units for high performance sound and heat insulation. These units are offered in both Zinc and Brass coming to blend with a wide range of door furniture. With both the coming and light enhancing glass bevels encapsulated within the triple glazed unit, this range is both beautiful and easy to clean as both sides provide a flat surface and the bevels cannot attract dirt and dust.

Techniques used in making these decorative glass units make it impossible to change the textured glass. It is not possible to design custom sidelights or toplights with this glass, and a composite sidelight can only be made for an Esteem, Esteem Arch or Esteem Eyebrow door.



Eclat Arch



Eclat Craftsman



Prestige




Renown



Renown Diamond

TRIPLE GLAZED ZINC/BRASS ART RANGE

Clarity



DOORS OF DISTINCTION



Elegance Arch

Esteem

Esteem Arch

Vogue

Classical



A traditionally styled and beautifully conceived, hand-crafted triple glazed range of glass to give you the benefits of classic style with the most up-to-date glass technology. The encapsulated coming work within the outer glass leaves means all the style and sparkle but no intricate cleaning. This range is exclusively styled in brass coming. It must be noted that owing to the manufacturing process the opaque backing glass cannot be changed and is as shown in the illustration opposite.

Techniques used in making these decorative glass units make it impossible to change the textured glass. Sidelights can only be made using composite side panels (see page 27 for further details).



Eclat

Eclat Arch

Eclat Craftsman

Prestige



Renown

Slight bubbles, lines, and surface imperfections are all characteristics of glass. They are not to be considered as defects as they add character to decorative glass.

CLARITY

TRIPLE GLAZED ZINC/BRASS ART RANGE

Segean



DOORS OF DISTINCTION




Elegance Arch

Esteem

Esteem Arch

Vogue

Classical



Another of our hand-crafted, triple glazed range of glass with a classical design that has an ageless appeal. Easy clean but with the benefits of elegance and great insulation properties - the best of both worlds! The hammered finish to the glass combines with textured glass pieces and glass bevels - beautifully. A favourite in the hand-crafted triple glass range.

Techniques used in making these decorative glass units make it impossible to change the textured glass. Sidelights can only be made using composite side panels (see page 27 for further details).

A E G E A N



Eclat

Eclat Arch

Eclat Craftsman

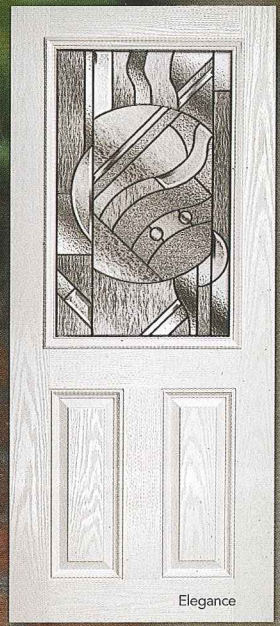
Prestige

Renown

Slight bubbles, lines, and surface imperfections are all characteristics of glass. They are not to be considered as defects as they add character to decorative glass.

TRIPLE GLAZED ZINC/BRASS ART RANGE

Abstract




Elegance



Eminence

DOORS OF DISTINCTION



Looking for something different? Contemporary in design? Up to the minute, triple glazed for great sound and heat insulation? Abstract is the range that will appeal to you...this is different but says something about you and your style while easy to maintain. This is manufactured from multi-faceted jewels, cut textured glass pieces and hand-bevelled glass - sparkling from the variety of textures while providing security and insulation. Zinc Art at its best.

Techniques used in making these decorative glass units make it impossible to change the textured glass. Sidelights can only be made using composite side panels (see page 27 for further details).


A B S T R A C T



Slight bubbles, lines, and surface imperfections are all characteristics of glass. They are not to be considered as defects as they add character to decorative glass.

ETCH EFFECT CRYSTAL & FUSION ART RANGE

Mediterranean



Elegance



Classical



Eminence

DOORS OF DISTINCTION




Elegance Arch

Esteem

Esteem Arch

Esteem Eyebrow

Vogue



The Mediterranean suite combines a truly beautiful traditional backing design with elegant oval cut glass bevels that provide the benefits of light refraction. The surface mounted bevels provide a third dimension that can be seen...and felt. This range is made with the finest materials and the most up-to-date techniques to offer a unit that is not only beautiful, but also practical and easy to maintain.

Techniques used in making these decorative glass units make it impossible to change the textured glass. Sidelights can only be made using composite side panels (see page 27 for further details).

MEDITERRANEAN



Eclat

Eclat Arch

Eclat Craftsman



Prestige

Renown

Slight bubbles, lines, and surface imperfections are all characteristics of glass. They are not to be considered as defects as they add character to decorative glass.

ETCH EFFECT CRYSTAL & FUSION ART RANGE

Murano



Elegance



Classical



Eminence

DOORS OF DISTINCTION




Elegance Arch

Esteem

Esteem Arch

Esteem Eyebrow

Vogue



The Murano in our Etch Effect Crystal and Fusion Range is different enough to get you noticed, yet fast becoming a classic. Contemporary feel and style with excellent security and insulation properties make this one a winner. The etched glass with the hand-made fused glass tiles, available in Black, Red, Blue and Green, allows you to match to your door of choice.

Techniques used in making these decorative glass units make it impossible to change the textured glass. Fused tiles are available in a range of colours to complement the door colour (see page 27 for colour availability). Sidelights can only be made using composite side panels (see page 27 for further details).

MURANO



Eclat

Eclat Arch

Eclat Craftsman



Prestige

Renown

Slight bubbles, lines, and surface imperfections are all characteristics of glass. They are not to be considered as defects as they add character to decorative glass.

OVERLAY ART RANGE


English Rose



Elegance




Classical




Eclat

DOORS OF DISTINCTION



Elegance Arch



Esteem




Esteem Arch




Esteem Eyebrow



Vogue




Eminence




The ever popular English Rose...as popular now as ever. The leading design in our Overlay Art range has a timeless appeal while offering colour to lift your spirit and enhance your door! The range of backing glasses allow you to vary the look and privacy afforded by this design. The traditional design uses colour stained glass film and antique effect lead overlay to give a vibrant yet warm effect.


There is a range of textured backing glass options which offer varying levels of privacy (see page 27 for details). Both composite and custom sized sidelights and toplights can be manufactured with this glass range.



Eclat Arch



Eclat Craftsman



Prestige



Renown

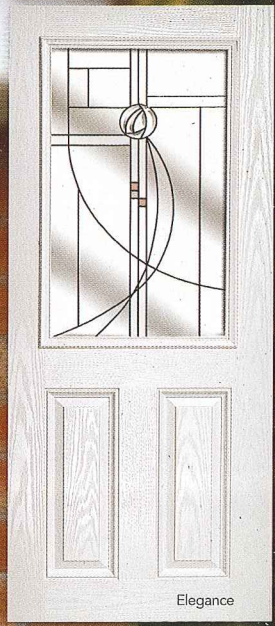


Renown Diamond

ENGLISH ROSE

OVERLAY ART RANGE


Mackintosh



Elegance



Classical



Eclat

DOORS OF DISTINCTION



Elegance Arch

Esteem

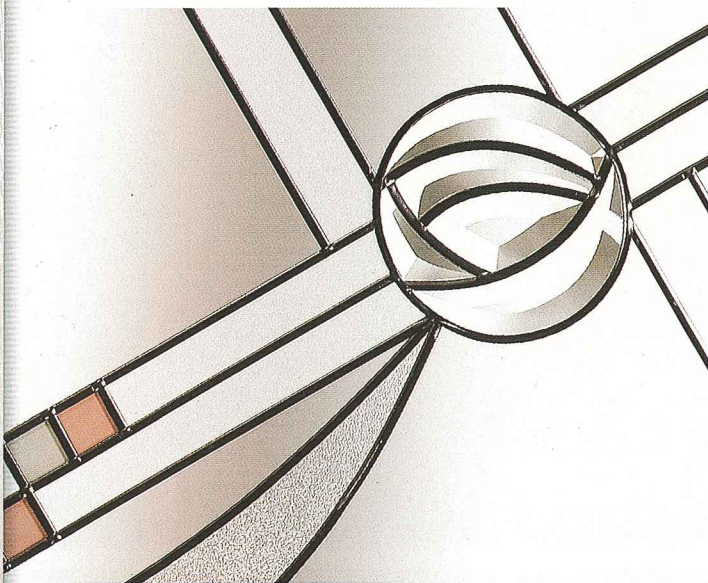
Esteem Arch

Esteem Eyebrow

Vogue




Eminence



Inspired by the Scottish glass design artist and architect, Charles Rennie Mackintosh, but brought beautifully up-to-date by modern technology and contemporary design style - this glass design has the benefit of combining the early twentieth century thinking with twenty first century manufacturing techniques. Bold in design and enhanced with glass bevels and lead overlay, you can add your slant with a choice of textured backing glasses.

There is a range of textured backing glass options which offer varying levels of privacy (see page 27 for details). Both composite and custom sized sidelights and toplights can be manufactured with this glass range.



Eclat Arch

Eclat Craftsman

Prestige

Renown



Renown Diamond

Slight bubbles, lines, and surface imperfections are all characteristics of glass. They are not to be considered as defects as they add character to decorative glass.

MACKINTOSH

OVERLAY ART RANGE

Crystal Star



DOORS OF DISTINCTION



Elegance Arch

Esteem


Esteem Arch

Esteem Eyebrow

Vogue



Eminence



This design from our Overlay Art range is simple in its design and execution, enhancing and not detracting from the finish of your door. The antique effect lead overlay combines with the brilliant cut glass bevel to produce this stylish design. The choice of our four backing glasses provide the opportunity to vary the degree of privacy afforded by this classic design.

There is a range of textured backing glass options which offer varying levels of privacy (see page 27 for details). Both composite and custom sized sidelights and toplights can be manufactured with this glass range.



Eclat Arch

Eclat Craftsman

Prestige

Renown


Renown Diamond

Slight bubbles, lines, and surface imperfections are all characteristics of glass. They are not to be considered as defects as they add character to decorative glass.

CRYSTAL STAR

OVERLAY ART RANGE


Caspian



Elegance



Classical




Eclat

DOORS OF DISTINCTION



Elegance Arch



Esteem



Esteem Arch




Esteem Eyebrow



Vogue



Eminence



A completely new and classic design in our Overlay Art Range. Its antique effect lead overlay and bevels, which are applied to the facing glass, allows you to feel as well as see this classic style. The hand-cut diamond bevelled glass provides that extra appealing reflection and refraction. Importantly, you can choose from Stippolyte, Minster, Oak and Digital backing glass to give you the privacy you desire.


There is a range of textured backing glass options which offer varying levels of privacy (see page 27 for details). Both composite and custom sized sidelights and toplights can be manufactured with this glass range.



Eclat Arch



Eclat Craftsman



Prestige



Renown



Renown Diamond

Slight bubbles, lines, and surface imperfections are all characteristics of glass. They are not to be considered as defects as they add character to decorative glass.

CASPIAN

ORNATE BEVEL RANGE

Barent



DOORS OF DISTINCTION



Elegance

Esteem

Classical



The Barent range of resin bevelled glass, in double glazed units, is both elegant and eye catching. With privacy afforded by the stippled background and the light enhancing design encapsulated within the insulated glass unit, the design is striking while easy to clean. This is resin bevel technology at its very best.

Due to the manufacturing techniques employed to manufacture these decorative glass units no textured patterned backing glass is required. Sidelights can only be made using composite side panels (see page 27 for further details).



Eclat

Eclat Arch


Eclat Craftsman

Slight bubbles, lines, and surface imperfections are all characteristics of glass. They are not to be considered as defects as they add character to decorative glass.

GLASS RANGE AVAILABILITY



	Elegance	Elegance Arch	Esteem	Esteem Arch	Esteem Brow	Vogue	Classical
Abstract	■	■	■	■		■	■
Aegean	■	■	■	■		■	■
Andaman	■	■	■	■	■	■	■
Barent	■		■				■
Caspian	■	■	■	■	■	■	■
Clarity	■	■	■	■		■	■
Crystal Star	■	■	■	■	■	■	■
English Rose	■	■	■	■	■	■	■
Mackintosh	■	■	■	■	■	■	■
Mediterranean	■	■	■	■	■	■	■
Murano	■	■	■	■	■	■	■




	Eminence	Eclat	Eclat Arch	Eclat Craftsman	Prestige	Renown	Renown Diamond
Abstract	■	■	■	■	■	■	
Aegean	■	■	■	■	■	■	
Andaman	■	■	■	■	■	■	■
Barent		■	■	■			
Caspian	■	■	■	■	■	■	■
Clarity	■	■	■	■	■	■	
Crystal Star	■	■	■	■	■	■	■
English Rose	■	■	■	■	■	■	■
Mackintosh	■	■	■	■	■	■	■
Mediterranean	■	■	■	■	■	■	
Murano	■	■	■	■	■	■	



Composite Sidelights

For customers who wish to have a single or a pair of sidelights, that truly match their GRP composite door, we offer a composite side panel solution with all the same benefits of the composite door - colour, style, security, sound and heat insulation. All our glass ranges are suitable for matching composite sidelights but owing to manufacturing specifications, size limitations do apply. Please ask about this.


We do not recommend composite sidelights for use with Vogue or Eminence doors.



Custom Sidelights and Toplights

For customers requiring toplights, larger glass areas or where the size prohibits use of composite sidelights, we offer glass, as indicated in the table, suitable for direct glazing into the specific outerframe.

Backing Glass Options



Stippolyte

Minster





Oak

Digital

With our Overlay ranges, we recommend that textured backing glasses are used. These add an extra level of privacy to your entrance door and we offer four designs as standard from the Pilkington range. If requested, we can supply any of the Pilkington Texture range as backing glass options. View the complete range at www.pilkington.com.



PILKINGTON



	Composite Sidelight	Custom Sidelight
Abstract	■	
Aegean	■	
Andaman*	■	
Barent	■	
Caspian	■	■
Clarity	■	
Crystal Star	■	■
English Rose	■	■
Mackintosh	■	■
Mediterranean	■	
Murano	■	

* Esteem, Esteem Arch and Esteem Eyebrow Door Only

Murano Options

Our complete range of Fusion glass designs are available in a choice of Blue, Green, Red or Black tile colourways to match the door colour of your choice.

